

---

# The Aspiration Funds

## **Aspiration Flagship Fund**

Ticker Symbol: ASPFX

## **Aspiration Redwood Fund**

Ticker Symbol: REDWX

*Each a series of the*  
**Aspiration Funds**

---

### **PROSPECTUS**

January 30, 2017

This prospectus contains information about the **Aspiration Funds** that you should know before investing. You should read this prospectus carefully before you invest or send money, and keep it for future reference. For questions, please call (800) 683-8529.

#### **Investment Advisor**

### **Aspiration Fund Adviser, LLC**

4640 Admiralty Way  
Marina Del Rey, CA 90292

THE SECURITIES AND EXCHANGE COMMISSION HAS NOT APPROVED OR DISAPPROVED THESE SECURITIES OR PASSED UPON THE ADEQUACY OF THIS PROSPECTUS. ANY REPRESENTATION TO THE CONTRARY IS A CRIMINAL OFFENSE.
---

<b>FUND SUMMARIES</b>	<b>2</b>
Aspiration Flagship Fund	2
Aspiration Redwood Fund	13
<b>PRINCIPAL INVESTMENT OBJECTIVES AND STRATEGIES</b>	<b>23</b>
Principal Investment Objectives	23
Principal Investment Strategies for the Aspiration Flagship Fund	23
Principal Investment Risks of the Aspiration Flagship Fund	24
Principal Investment Strategies for the Aspiration Redwood Fund	31
Principal Investment Risks of the Aspiration Redwood Fund	32
Portfolio Holdings Disclosure	35
<b>MANAGEMENT OF THE FUNDS</b>	<b>36</b>
Investment Adviser	36
Aspiration Flagship Fund	36
Aspiration Redwood Fund	37
Service Providers	38
<b>YOUR ACCOUNT</b>	<b>39</b>
Pricing Your Shares	39
How To Purchase Shares	40
How To Redeem Shares	42
Minimum Account Balance	44
Distribution of Shares	44
Market Timing Policy	45
<b>DIVIDENDS AND DISTRIBUTIONS</b>	<b>45</b>
<b>TAXES</b>	<b>46</b>
Distributions	46
<b>FINANCIAL HIGHLIGHTS</b>	<b>48</b>

## FUND SUMMARIES

### ASPIRATION FLAGSHIP FUND

**Investment Objective:** The primary investment objective of the Aspiration Flagship Fund (the “Fund”) is to seek long-term capital appreciation by providing risk-adjusted returns.

**Fees and Expenses:** This table describes the fees and expenses that you may pay if you buy and hold shares of the Fund.

<b>Shareholder Fees</b> <i>(fees paid directly from your investment)</i>	
Maximum Sales Charge (Load) Imposed On Purchases (as a percentage of offering price)	0.00%
Maximum Deferred Sales Charge (Load) (as a percentage of amount redeemed)	0.00%
Redemption Fee (as a percentage of amount redeemed)	0.00%

<b>Annual Fund Operating Expenses</b> <i>(expenses that you pay each year as a percentage of the value of your investment)</i>		
Management Fees <sup>1</sup>	0.00%	2.00%
Distribution and/or Service (12b-1) Fee	0.25%	0.25%
Other Expenses	6.81%	6.81%
Acquired Fund Fees and Expenses <sup>2</sup>	<u>0.99%</u>	<u>0.99%</u>
<b>Total Annual Fund Operating Expenses</b>	<b>8.05%</b>	<b>10.05%</b>
<i>Expense Reimbursements</i>	<i>(6.56%)</i>	<i>(6.56%)</i>
<b>Total Annual Fund Operating Expenses after Fee Waivers and Expense Reimbursements<sup>3</sup></b>	<b>1.49%</b>	<b>3.49%</b>

<sup>1</sup> Investors in the Fund are clients of Aspiration Fund Adviser, LLC (the “Adviser”) and may pay the Adviser a fee in the amount they believe is fair ranging from 0% to 2% of the value of the account. This range is reflected in the above columns. These amounts will not be deducted from Fund assets, and are not a Fund expense. Therefore, they are not covered by the Expense Limitation Agreement detailed in Footnote 3 to this table.

<sup>2</sup> These are expenses indirectly incurred by the Fund as a result of investing in one or more underlying investment companies (i.e., fees the Fund pays as a shareholder of the underlying investment company).

<sup>3</sup> Aspiration Fund Adviser, LLC (the “Adviser”) has signed an Expense Limitation Agreement (“Agreement”) with the Fund under which it agrees to limit annual fund

*operating expenses to 0.50% (“Maximum Operating Expense Limit”). The Adviser will do this by reimbursing the Fund for certain direct expenses and fees, such as transfer agency, custodial, auditing and legal fees. The Fund also incurs certain indirect expenses, and expenses paid by the Fund when it invests as a shareholder in underlying investment companies, as mentioned in Footnote 2. The Adviser has agreed to waive or reimburse 12b-1 fees, but has not agreed to waive or reimburse other indirect expenses, nor has the Adviser agreed to reimburse the Fund for any taxes it may pay. Because the Adviser is not obligated under the Agreement to pay these expenses, the Fund’s annual fund operating expenses may actually exceed the Maximum Operating Expense Limit. The Agreement cannot be terminated by the Adviser prior to January 31, 2018 at which time the Adviser will determine whether to renew or revise the agreement. The Board of Trustees may terminate the Agreement at any time. Any fees or expenses waived or reimbursed by the Adviser are subject to repayment by the Fund within the three fiscal years following the fiscal year in which the expenses were incurred if the Fund is able to make the repayment without exceeding its current Maximum Operating Expense Limit and the Maximum Operating Expense Limit in place at the time of the initial Agreement.*

**Example**

The example is intended to help you compare the cost of investing in the Fund with the cost of investing in other mutual funds. This example assumes that you invest \$10,000 in the Fund for the time period indicated and then sell or hold all of your shares at the end of those periods, and that you made either no payment to the Fund’s adviser or the maximum annual payment of 2% of the value of your account. The example also assumes that your investment has a 5% return each year and that the Fund’s operating expenses remain the same (taking into account the expense reimbursement only in the first year). Although your actual costs may be higher or lower, based on these assumptions your costs would be:

	<u>1 Year</u>	<u>3 Years</u>	<u>5 Years</u>	<u>10 Years</u>
<b>Assuming No Payments to the Adviser</b>	\$152	\$1,768	\$3,287	\$6,697
<b>Assuming a Payment of 2% of the Value of the Shareholder’s Account</b>	\$352	\$2,290	\$4,038	\$7,691

**Portfolio Turnover:** The underlying investment companies in which the Fund invests pay transaction costs, such as commissions, when they buy and sell securities (or “turns over” their portfolio). A higher portfolio turnover may indicate higher transaction costs and may result in higher taxes when Fund shares are held in a taxable account. These costs, which are not reflected in annual fund operating expenses or in the example, affect the Fund’s investment return. During the most recent fiscal year, the Fund’s portfolio turnover rate was 25.49% of the average value of its assets and the Fund’s investments in certain short-duration assets.

## **Principal Investment Strategies**

The Adviser adheres to the philosophy that any well balanced wealth portfolio should include an allocation to alternative strategies. The Fund seeks to deliver risk-adjusted returns while providing investors with lower volatility than, and lower correlation with, traditional long-only equity and bond portfolios. Unlike the Fund, a long-only portfolio owns or holds individual securities – it does not employ strategies such as selling short those securities anticipated to decline in value. The Fund is designed to complement traditional long-only equity and bond portfolios.

The Fund seeks to achieve its investment objective by investing primarily in shares of registered investment companies, including open-end funds, exchange-traded funds (“ETFs”) and closed-end funds that emphasize alternative strategies, such as funds that sell securities short; employ asset allocation, managed futures, arbitrage and/or option-hedged strategies; or that invest in distressed securities, the natural resources sector and business development companies (“BDCs”).

Underlying funds will be purchased and sold based upon criteria which include, but are not limited to, correlation with other portfolio holdings and major indices, risk-adjusted returns believed to help the Fund achieve its goals, portfolio diversification, manager diligence, expense ratios and compliance with the Fund’s investment restrictions.

In addition to employing alternative strategies such as those described above, the underlying funds may invest in equities such as common stocks, preferred stocks, securities convertible into stocks (domestic and foreign); fixed income securities such as fixed rate debt, variable rate debt or high-yield, lower rated debt instruments (domestic and foreign); or in any combination of the foregoing. The Fund uses a flexible approach to selecting investments and is not limited by an underlying fund’s investment style.

## **Principal Investment Risks**

All investments carry a certain amount of risk, and the Fund cannot guarantee that it will achieve its investment objective. The value of the Fund’s investments will fluctuate with market conditions, and the value of your investment in the Fund also will vary. You could lose money on your investment in the Fund, or the Fund could perform worse than other investments. Investments in the Fund are not deposits of a bank and are not

insured or guaranteed by the Federal Deposit Insurance Corporation (“FDIC”) or any other government agency. Below are the principal risks of investing in the Fund.

***Correlation Risk.*** While the Adviser seeks to invest the Fund’s assets in underlying funds that are uncorrelated with each other or with fixed income or equity indices, there can be no assurance that the Adviser’s expectations regarding such limited correlations will prove correct. Underlying funds’ correlations may be much higher in times of general market turmoil.

***Investment Company Risk.*** Investments by the Fund in other investment companies, including ETFs, will expose investors to the risk that the underlying fund manager may change objectives which may or may not parallel the investment direction of the Fund. The Adviser and Sub-Adviser have no control over the managers or investments of underlying funds. In addition, the price movement of an ETF may not correlate to the underlying index and may result in a loss. Closed-end funds may trade infrequently, with small volume, and at a discount to net asset value (“NAV”), which may affect the Fund’s ability to sell shares of the fund at a reasonable price. Further, investments in other investment companies subject the investor to fees and expenses charged by such other investment companies, including ETFs. Finally, the Investment Company Act of 1940 imposes certain limitations on a fund’s investments in other investment companies. These limitations may limit the amount the Fund may invest in certain investment companies.

***Allocation Risk.*** In managing the Fund, the Adviser has the authority to select and allocate assets among underlying funds. The Fund is subject to the risk that the Adviser’s decisions regarding asset classes and selection of underlying funds will not anticipate market trends successfully.

***Underlying Fund Concentration Risk.*** The Fund may invest in investment companies that concentrate in a particular industry (i.e., real estate) or industry sector (i.e., natural resources). Investments within a single industry or sector may be affected by developments within that industry or sector.

***Leveraging Risk.*** An underlying fund may borrow money to increase its holdings of portfolio securities. Leveraging can exaggerate the effect of any increase or decrease in the value of portfolio securities held by that fund.

***Foreign Investing and Emerging Markets Risk.*** The Fund may invest in investment companies that invest primarily in foreign securities. Foreign investments may be riskier than U.S. investments because of factors such as

unstable international political and economic conditions, currency fluctuations, foreign controls on investment, withholding taxes, a lack of adequate company information, less liquid and more volatile markets, a lack of government regulation, and legal systems or market practices that permit inequitable treatment of minority and/or non-domestic investors. These risks are magnified in investments in emerging markets. Some underlying fund investments may be denominated in foreign (non- U.S.) currencies. There is the risk that the value of such assets and/or the value of any distributions from such assets may decrease if the currency in which such assets are priced or in which they make distributions falls in relation to the value of the U.S. dollar.

***Convertible Securities Risk.*** The Fund may invest in investment companies that invest in convertible securities. Convertible securities include debt obligations and preferred stock of the company issuing the security, which may be exchanged for a pre-determined price (the conversion price) into the common stock of the issuer. The market values of convertible securities and other debt securities tend to fall when prevailing interest rates rise. The values of convertible securities also tend to change whenever the market value of the underlying common or preferred stock fluctuates.

***Business Development Company Risk.*** BDCs may carry risks similar to those of a private equity or venture capital fund. BDC company securities are not redeemable at the option of the shareholder and they may trade in the market at a discount to their net asset value. BDCs usually trade at a discount to their net asset value because they invest in unlisted securities and have limited access to capital markets.

***High Yield Risk.*** As a result of its investments in investment companies that invest in high yield securities (securities rated “BB” or below by S&P or “Ba” or below by Moody’s) and unrated securities of similar credit quality (commonly known as “junk bonds”), the Fund may be subject to greater levels of interest rate, credit and liquidity risk than portfolios that do not invest in such securities.

***Liquidity Risk.*** The Fund’s investments in illiquid securities may reduce the return of the Fund because it may be unable to sell such illiquid securities at an advantageous time or price. Shares of an underlying fund held by the Fund in excess of 1% of the underlying fund’s outstanding shares are considered illiquid.

***Market Risk.*** The Fund’s investments will face risks related to investments in securities in general and the daily fluctuations in the securities markets.

***Short Sale Risk.*** An underlying fund will suffer a loss if it sells a security short and the value of the security rises instead of falling.

***Commodities Risk.*** An underlying fund may invest in commodities, and commodities markets may fluctuate widely based on a variety of factors, including changes in overall market movements, domestic and foreign political and economic events and policies, war, acts of terrorism, changes in domestic or foreign interest rates and/or investor expectations concerning interest rates, domestic and foreign inflation rates and investment and trading activities of mutual funds, hedge funds and commodities funds.

***ETF Risk.*** Shares of ETFs have many of the same risks as direct investments in common stocks or bonds and their market value is expected to rise and fall with changes in the securities markets and, with respect to index-linked ETFs, with changes in the value of an underlying index. In addition, the price movement of an index-linked ETF may not track the underlying index and may result in a loss.

***Distressed Companies Risk.*** The risk associated with investing in distressed companies is that a merger or other restructuring, or a tender or exchange offer, that was proposed or pending at the time the Fund invested in the distressed company may not be executed with the terms or within the time frame anticipated, resulting in losses to the Fund.

***Alternative Asset Class Risk.*** The Fund may invest in certain highly volatile alternative asset classes. Investors should consider purchasing shares of the Fund only as part of an overall diversified portfolio and should be willing to assume the risks of potentially significant fluctuations in the value of Fund shares.

***Long/Short Selling Risk.*** The Fund may invest in underlying funds that take long and short positions in different securities, and may invest in such underlying funds as a part of its principal investment strategy. There are risks involved with selling securities short. The underlying fund may not always be able to borrow the security or close out a short position at an acceptable price, and may have to sell long positions at disadvantageous times to cover short positions. The underlying fund will incur a loss as a result of the short sale if the price of the security increases between the date of the short sale and the date on which the fund replaces the borrowed security. The underlying fund may be required to pay a premium, dividend or interest.



**Arbitrage Risk.** An arbitrage strategy has the risk that anticipated opportunities may fail to yield expected returns and that an underlying fund's manager may incorrectly identify market inefficiencies or mispricing of securities. To the extent an underlying fund engages in merger arbitrage, targeted reorganizations may be renegotiated or fail to close, resulting in losses to the underlying fund.

**Derivatives Risk.** Derivative transactions, including options on securities and securities indices and other transactions in which an underlying fund may engage (such as futures contracts and options thereon and swaps), may subject the Fund to increased risk of principal loss due to unexpected movements in stock prices, changes in stock volatility levels and interest rates and imperfect correlations between the Fund's securities holdings and indices upon which derivative transactions are based. Derivative transactions may subject the Fund to increased credit risk with respect to the counterparties to the derivatives contracts purchased by the underlying fund.

**Futures Risk.** Use of futures contracts by underlying funds may cause the value of the Fund's shares to be more volatile. Futures contracts held by underlying funds indirectly expose those funds to leverage and tracking risks because a small investment in futures contracts may produce large losses and futures contracts may not accurately track the underlying securities.

**Natural Resources Risk.** The Fund may invest in investment companies that invest primarily in the natural resources sector. The values of natural resources are affected by numerous factors including events occurring in nature and international politics. For example, events in nature, such as earthquakes or fires in prime resource areas, and political events, such as coups or military confrontations, can affect the overall supply of a natural resource and thereby affect the value of companies involved in that natural resource.

**Equity Securities Risk.** The Fund may invest in investment companies that invest in equity securities. Equity securities fluctuate in value, often based on factors unrelated to the fundamental economic condition of the issuer of the securities, including general economic and market conditions, and these fluctuations can be pronounced.

**Bonds and Other Fixed Income Securities.** The Fund may invest in investment companies that invest in bonds and/or other fixed income securities. Fixed income securities are subject to the risk of the issuer's inability to meet principal and interest payments on its obligations (i.e., credit risk) and are subject to price volatility resulting from, among other things, interest rate sensitivity, market perception of the creditworthiness of the issuer and general market liquidity (i.e.,

market risk). Securities with longer durations are likely to be more sensitive to changes in interest rates, generally making them more volatile than securities with shorter durations. Lower rated fixed income securities have greater volatility because there is less certainty that principal and interest payments will be made as scheduled.

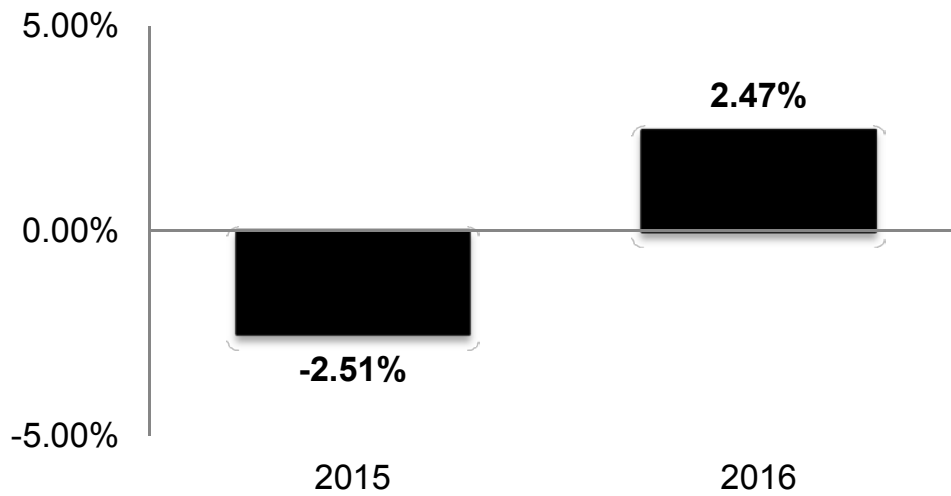
**Management Risk.** There is a risk that the investment strategies, techniques and risk analysis employed by the Sub-Adviser may not produce the desired results. The Fund has a limited history of operations for investors to evaluate. In addition, the Adviser and Sub-Adviser have limited experience managing a mutual fund. The Adviser believes that most of its clients will pay a reasonable and fair advisory fee. If a significant number of clients do not pay an advisory fee for an extended period of time, the Adviser, and any sub-adviser, may not be able to continue to render services to the Fund. If the Adviser is not able to pay Fund expenses required under the Fund's Expense Limitation Agreement, the Adviser may have to resign as adviser to the Fund or dissolve and liquidate the Fund.

## **Performance**

The following bar chart shows how the Fund's investment results have varied over the past two calendar years and the following table shows how the fund's average annual total returns compared to that of a broad measure of market performance since the Fund's inception. This information provides some indication of the risks of investing in the Fund. All figures assume distributions were reinvested. Keep in mind that future performance may differ from past performance. Investors in the Fund are clients of the Adviser and may pay the Adviser a fee in the amount they believe is fair ranging from 0% to 2% of the value of the account. The following performance information is presented with both a 0% and 2% management fee. Also, shareholder reports containing financial and investment return information will be provided to shareholders semi-annually. Updated performance information is available at no cost by calling (800) 683-8529 (toll free) or by visiting [www.aspiration.com](http://www.aspiration.com).

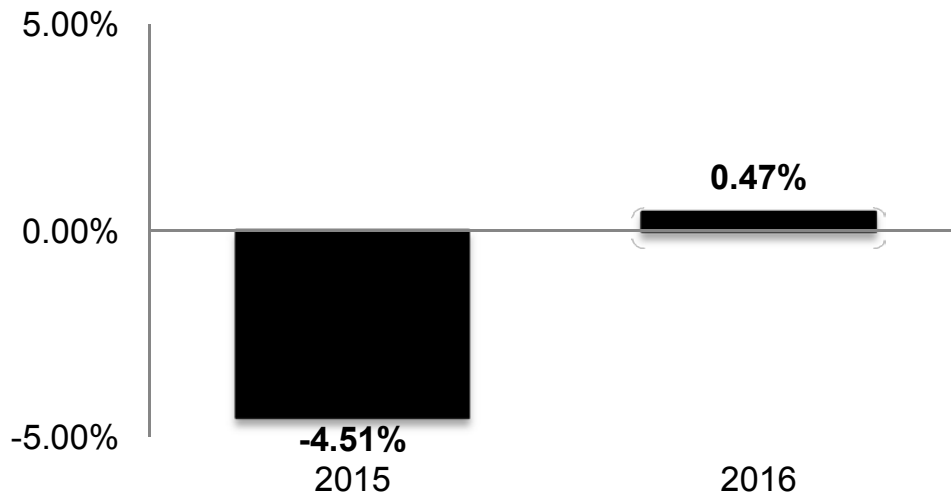
**Calendar Year Returns**

*(with 0% assumed management fee reduction)*



**Calendar Year Returns**

*(with 2.00% assumed management fee reduction)*



<b>Highest and Lowest Quarterly Returns</b>		
Highest return for a quarter	1.98%	Quarter ended December 31, 2014
Lowest return for a quarter	-3.18%	Quarter ended September 30, 2015

<b>Average Annual Total Returns Periods Ended December 31, 2016</b>	<b>Past 1 Year</b>	<b>Since Inception*</b>
Aspiration Flagship Fund – Without maximum assumed contribution reduction		
Before Taxes	2.47%	0.84%
After taxes on distributions	2.21%	-0.24%
After taxes on distributions and sale of shares	1.86%	0.34%
Aspiration Flagship Fund – With maximum assumed contribution reduction		
Before Taxes	0.47%	-2.84%
After taxes on distributions	0.21%	-2.24%
After taxes on distributions and sale of shares	0.86%	-2.34%
S&P 500 Total Return Index (reflects no deductions for fees and expenses)	11.96%	11.02%

\* *The Fund commenced operations on October 14, 2014.*

After-tax returns are calculated using the historical highest individual federal marginal income tax rates and do not reflect the impact of state and local taxes. Actual after-tax returns depend on an investor's tax situation and may differ from those shown and are not applicable to investors who hold Fund shares through tax-deferred arrangements such as a 401(k) plan or an individual retirement account (IRA). After-tax returns are shown for only one class of shares and after-tax returns will vary for other classes.

## **Portfolio Management**

*Investment Adviser*

Aspiration Fund Adviser, LLC

*Investment Sub-Adviser*

Emerald Separate Account Management, LLC

<b><i>Sub-Adviser Portfolio Managers</i></b>	
Joseph Besecker Portfolio Manager Since 10/2014	Joseph Witthohn Portfolio Manager Since 10/2014

## **Manager of Managers**

The Fund is currently seeking regulatory authority to hire one or more additional sub-advisers to manage portions of the Fund's portfolio without obtaining the approval of Fund shareholders. The Fund will notify all shareholders before making any changes.

## **Buying and Selling Fund Shares**

Minimum Initial Investment: \$500\*

Minimum Additional Investment: \$1

\*For holders of Aspiration Summit bank accounts, this minimum is \$100.

Shares of the Fund are only available to clients of Aspiration Fund Adviser, LLC. Before investing in the Fund, you should carefully review the Fund's prospectus together with any materials the Adviser provides you, including any materials that discuss fees associated with the Adviser's services (such as the Adviser's firm brochure or its advisory agreement with you). You can buy or sell other shares of the Fund on any business day on which the Fund is open. You can pay for shares via an Automated Clearing House ("ACH") transfer from your bank. For information about purchasing Fund shares, visit [www.aspiration.com](http://www.aspiration.com).

## **Dividends, Capital Gains and Taxes**

The Fund will make distributions that will generally be taxable to you as ordinary income or capital gains, unless your investment is held in an IRA, 401(k) or other tax-advantaged investment plan. However, you may be subject to tax on those distributions when you withdraw monies from a tax-advantaged plan.

## ASPIRATION REDWOOD FUND

**Investment Objective:** The primary investment objective of the Aspiration Redwood Fund (the “Fund”) is to maximize total return, consisting of capital appreciation and current income.

**Fees and Expenses:** This table describes the fees and expenses that you may pay if you buy and hold shares of the Fund.

<b>Shareholder Fees</b> <i>(fees paid directly from your investment)</i>	
Maximum Sales Charge (Load) Imposed On Purchases (as a percentage of offering price)	0%
Maximum Deferred Sales Charge (Load) (as a percentage of amount redeemed)	0%
Redemption Fee (as a percentage of amount redeemed)	0%

<b>Annual Fund Operating Expenses</b> <i>(expenses that you pay each year as a percentage of the value of your investment)</i>		
Management Fees <sup>1</sup>	0.00%	2.00%
Distribution and/or Service (12b-1) Fee	0.25%	0.25%
Other Expenses	<u>9.24%</u>	<u>9.24%</u>
Acquired Fund Fees and Expenses <sup>2</sup>	<u>0.01%</u>	<u>0.01%</u>
<b>Total Annual Fund Operating Expenses</b>	<b>9.50%</b>	<b>11.50%</b>
<i>Expense Reimbursements</i>	<i>(8.99%)</i>	<i>(8.99%)</i>
<b>Total Annual Fund Operating Expenses after Fee Waivers and Expense Reimbursements<sup>3</sup></b>	<b>0.51%</b>	<b>2.51%</b>

<sup>1</sup> Investors in the Fund are clients of Aspiration Fund Adviser, LLC (the “Adviser”) and may pay the Adviser a fee in the amount they believe is fair ranging from 0% to 2.00% of the value of the account. This range is reflected in the above columns. These amounts will not be deducted from Fund assets.

<sup>2</sup> These are expenses indirectly incurred by the Fund as a result of investing in one or more underlying investment companies (i.e., fees the Fund pays as a shareholder of the underlying investment company).

<sup>3</sup> Aspiration Fund Adviser, LLC (the “Adviser”) has signed an Expense Limitation Agreement (“Agreement”) with the Fund under which it agrees to limit annual fund operating expenses to 0.50% (“Maximum Operating Expense Limit”). The Adviser will do this by reimbursing the Fund for certain direct expenses and fees, such as transfer agency, custodial, auditing and legal fees. The Fund also incurs certain indirect expenses, and expenses paid by the Fund when it invests as a shareholder in underlying investment companies, as mentioned in Footnote 2. The Adviser has agreed to waive or

*reimburse 12b-1 fees, but has not agreed to waive or reimburse other indirect expenses, nor has the Adviser agreed to reimburse the Fund for any taxes it may pay. Because the Adviser is not obligated under the Agreement to pay these expenses, the Fund's annual fund operating expenses may actually exceed the Maximum Operating Expense Limit. The Agreement cannot be terminated by the Adviser prior to January 31, 2018 at which time the Adviser will determine whether to renew or revise the agreement. The Board of Trustees may terminate the Agreement at any time. Any fees or expenses waived or reimbursed by the Adviser are subject to repayment by the Fund within the three fiscal years following the fiscal year in which the expenses were incurred if the Fund is able to make the repayment without exceeding its current Maximum Operating Expense Limit and the Maximum Operating Expense Limit in place at the time of the initial Agreement.*

### **Example**

The example is intended to help you compare the cost of investing in the Fund with the cost of investing in other mutual funds. This example assumes that you invest \$10,000 in the Fund for the time period indicated and then sell or hold all of your shares at the end of those periods, and that you made either no payment to the Fund's adviser or the maximum annual payment of 2% of the value of your account. The example also assumes that your investment has a 5% return each year and that the Fund's operating expenses remain the same (taking into account the expense reimbursement only in the first year). Although your actual costs may be higher or lower, based on these assumptions your costs would be:

	<b><u>1 Year</u></b>	<b><u>3 Years</u></b>	<b><u>5 Years</u></b>	<b><u>10 Years</u></b>
<b>Assuming no Payments to the Adviser</b>	\$52	\$1,949	\$3,679	\$7,368
<b>Assuming a Payment of 2.00 % of the Value of the Shareholder's Account</b>	\$254	\$2,461	\$4,390	\$8,216

**Portfolio Turnover:** The Fund pays transaction costs, such as commissions, when it buys and sells securities (or "turns over" its portfolio.) A higher portfolio turnover rate may indicate higher transaction costs and may result in higher taxes when Fund shares are held in a taxable account. These costs, which are not reflected in annual fund operating expenses or in the example, affect the Fund's performance. During the most recent fiscal year, the Fund's portfolio turnover rate was 120.74% of the average value of its assets.

### **Principal Investment Strategies**

To achieve its investment objective, the Fund invests in, or seeks exposure to, companies based on various financial factors and fundamental sustainability factors such as environmental, social and governance performance of such

companies. The Fund invests in equity securities, which include, but are not limited to, dividend-paying securities, common stock, preferred stock, shares of investment companies, convertible securities, warrants and rights. The Fund may, but is not required to, use exchange-traded derivative instruments for risk management purposes or as part of the Fund's investment strategies. Generally, derivatives are financial contracts with value dependent upon, or derived from, the value of an underlying asset, reference rate, or index, and may relate to stocks, bonds, interest rates, currencies or currency exchange rates, and related indexes. The derivatives in which the Fund may invest include futures and forward currency agreements. These derivatives may be used for risk management purposes to manage or adjust the risk profile of the Fund. Futures on currencies and forward currency agreements may also be used to hedge against a specific currency. In addition, futures on indices may be used for investment (non-hedging) purposes to earn income; to enhance returns; to replace more traditional direct investments; or to obtain exposure to certain markets.

### **Management Process**

The Sub-Adviser's investment decisions are based upon price/value discrepancies as identified by the Sub-Adviser's fundamental valuation process. In selecting securities for the portion of the Fund that is managed according to the Sub-Adviser's fundamental valuation process, the Sub-Adviser focuses on, among other considerations, identifying discrepancies between a security's fundamental value and its market price. In this context, the fundamental value of a given security is the Sub-Adviser's assessment of what a security is worth. The Sub-Adviser will select a security whose fundamental value it estimates to be greater than its market value at any given time. For each stock under analysis, the Sub-Adviser bases its estimates of value upon economic, industry and company analysis, as well as upon a company's management team, competitive advantage and core competencies. The Sub-Adviser then compares its assessment of a security's value against the prevailing market prices, with the aim of constructing a portfolio of stocks across industries with attractive relative price/value characteristics.

The Sub-Adviser will employ both a positive and negative screening process in selecting securities for the Fund. The positive screening process will identify securities of companies that are fundamentally attractive and that have superior valuation characteristics. In addition, the positive screening process will also include material, fundamental sustainability factors that the Sub-Adviser believes confirm the fundamental investment case and can enhance the ability to make good investment decisions. The sustainability factors are material extra-



financial factors that evaluate the environmental, social and governance performance of companies that, along with more traditional financial analytics, identify companies that the Sub-Adviser believes will provide sustained, long-term value. The Sub-Adviser believes that the sustainability strategy provides the Fund with a high quality portfolio and mitigates risk.

The Sub-Adviser also applies a negative screening process that will exclude from the Fund's portfolio securities with more than 5% of sales in industries such as alcohol, tobacco, defense, nuclear, GMO (Genetically Modified Organisms), water bottles, gambling and pornography, and will entirely exclude all firearms issuers and companies within the energy sector as defined by MSCI and its Global Industry Classification Standard (GICS).

### **Principal Investment Risks**

All investments carry a certain amount of risk, and the Fund cannot guarantee that it will achieve its investment objective. The value of the Fund's investments will fluctuate with market conditions, and the value of your investment in the Fund also will vary. You could lose money on your investment in the Fund, or the Fund could perform worse than other investments. Investments in the Fund are not deposits of a bank and are not insured or guaranteed by the Federal Deposit Insurance Corporation ("FDIC") or any other government agency. Below are the principal risks of investing in the Fund:

**Market Risk.** The market value of the Fund's investments may fluctuate, sometimes rapidly or unpredictably, as the stock and bond markets fluctuate. Market risk may affect a single issuer, industry, or sector of the economy, or it may affect the market as a whole.

**Management Risk.** There is a risk that the investment strategies, techniques and risk analyses employed by the Sub-Adviser may not produce the desired results. The Fund has a limited history of operations for investors to evaluate. In addition, the Adviser has limited experience managing a mutual fund. The Adviser believes that most of its clients will pay a reasonable and fair advisory fee. If a significant number of clients do not pay an advisory fee for an extended period of time, the Adviser, and any sub-adviser, may not be able to continue to render services to the Fund. If the Adviser is not able to pay Fund expenses required under the Fund's Expense Limitation Agreement, the Adviser may have to resign as adviser to the Fund or dissolve and liquidate the Fund.

***Derivatives Risk.*** The value of “derivatives”—so called because their value “derives” from the value of an underlying asset, reference rate or index—may rise or fall more rapidly than other investments. It is possible for the Fund to lose more than the amount it invested in the derivative. The risks of investing in derivative instruments also include market risk, management risk and counterparty risk (which is the risk that counterparty to a derivative contract is unable or unwilling to meet its financial obligations). In addition, non-exchange traded derivatives may be subject to liquidity risk, credit risk and mispricing or valuation complexity. These derivatives risks are different from, and may be greater than, the risks associated with investing directly in securities and other instruments.

***Equity Securities Risk.*** The Fund may invest in equity securities. Equity securities fluctuate in value, often based on factors unrelated to the fundamental economic condition of the issuer of the securities, including general economic and market conditions, and these fluctuations can be pronounced.

***Convertible Securities Risk.*** The Fund may invest in convertible securities. Convertible securities include debt obligations and preferred stock of the company issuing the security, which may be exchanged for a pre-determined price (the conversion price) into the common stock of the issuer. The market values of convertible securities and other debt securities tend to fall when prevailing interest rates rise. The values of convertible securities also tend to change whenever the market value of the underlying common or preferred stock fluctuates.

***Futures Risk.*** Use of futures contracts may cause the value of the Fund’s shares to be more volatile. Futures contracts expose the Fund to leverage and tracking risks because a small investment in futures contracts may produce large losses and futures contracts may not accurately track the underlying securities.

***Investment Company Risk.*** Investments by the Fund in other investment companies, including ETFs, will expose investors to the risk that the underlying fund manager may change objectives which may or may not parallel the investment direction of the Fund. The Adviser and Sub-Adviser have no control over the managers or investments of underlying funds. In addition, the price movement of an ETF may not correlate to the underlying index and may result in a loss. Closed-end funds may trade infrequently, with small volume, and at a discount to net asset value (“NAV”), which may affect the Fund’s ability to sell shares of the fund at a reasonable price. Further, investments in other investment companies subject the investor to fees and expenses charged by such other investment companies, including ETFs. Finally, the Investment Company Act

of 1940 imposes certain limitations on a fund's investments in other investment companies. These limitations may limit the amount the Fund may invest in certain investment companies.

***Leverage Risk Associated with Financial Instruments Risk.*** The use of financial instruments to increase potential returns, including derivatives used for investment (non-hedging) purposes, may cause the Fund to be more volatile than if it had not been leveraged. The use of leverage may also accelerate the velocity of losses and can result in losses to the Fund that exceed the amount originally invested.

***Focused Investment Risk.*** There is a risk that investing in a select group of securities could subject the Fund to greater risk of loss and could be considerably more volatile than the Fund's primary benchmark or other mutual funds that are diversified across a greater number of securities.

***Foreign Investing Risk.*** The value of the Fund's investments in foreign securities may fall due to adverse political, social and economic developments abroad and due to decreases in foreign currency values relative to the US dollar. Also, foreign securities are sometimes less liquid and more difficult to sell and to value than securities of US issuers.

***Limited Capitalization Risk.*** There is a risk that securities of small capitalization companies tend to be more volatile and less liquid than securities of larger capitalization companies. This can have a disproportionate effect on the market price of smaller capitalization companies and affect the Fund's ability to purchase or sell those securities. In general, smaller capitalization companies are more valuable than larger companies to adverse business or economic developments and they may have more limited resources.

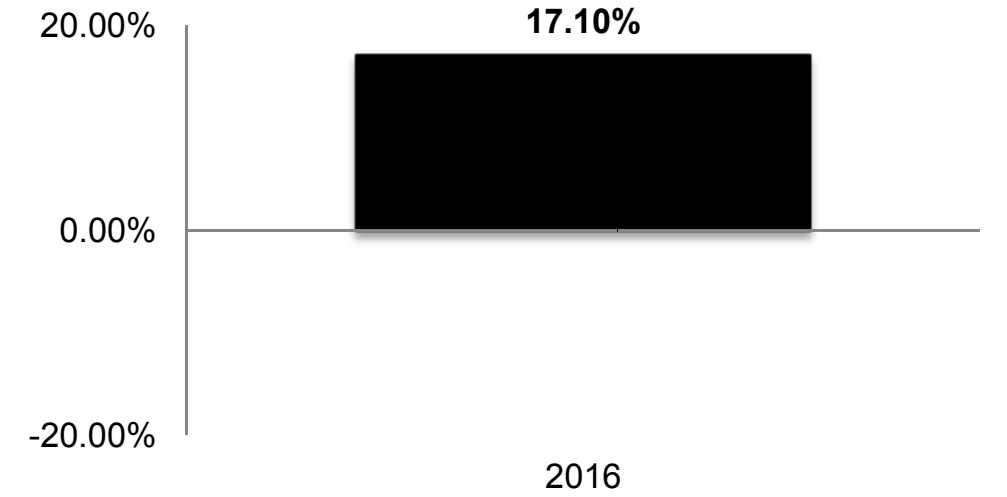
***Temporary Defensive Positions Risk.*** From time to time, the Fund may take temporary defensive positions that are inconsistent with the Fund's principal investment strategies, in attempting to respond to adverse market, economic, political, or other conditions. For example, the Fund may hold all or a portion of its assets in money market instruments (high quality income securities with maturities of less than one year), securities of money market funds or U.S. Government repurchase agreements. The Fund may also invest in such investments at any time to maintain liquidity or pending selection of investments in accordance with its policies. As a result, the Fund may not achieve its investment objective.

## **Performance**

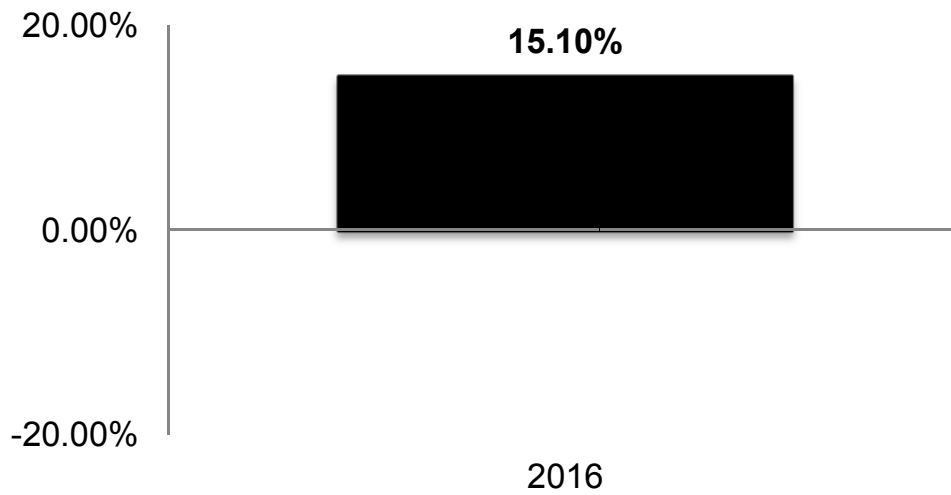
The following bar chart shows how the Fund's investment results have varied for past calendar year and the following table shows how the fund's average annual total returns compared to that of a broad measure of market performance since the Fund's inception. This information provides some indication of the risks of investing in the Fund. All figures assume distributions were reinvested. Keep in mind that future performance may differ from past performance. Also, shareholder reports containing financial and investment return information will be provided to shareholders semi-annually. Updated performance information is available at no cost by calling (800) 683-8529 (toll free) or by visiting [www.aspiration.com](http://www.aspiration.com).

*[Charts on next page]*

**Calendar Year Returns**  
*(with 0% assumed management fee reduction)*



**Calendar Year Returns**  
*(with 2.00% assumed management fee reduction)*



<b>Highest and Lowest Quarterly Returns</b>		
Highest return for a quarter	10.31%	Quarter ended September 30, 2016
Lowest return for a quarter	-4.10%	Quarter ended December 31, 2015

<b>Average Annual Total Returns Periods Ended December 31, 2016</b>	<b>Past 1 Year</b>	<b>Since Inception*</b>
Aspiration Redwood Fund – Without maximum assumed contribution reduction		
Before taxes	17.10%	10.85%
After taxes on distributions	14.59%	8.74%
After taxes on distributions and sale of shares	12.47%	7.62%
Aspiration Redwood Fund – With maximum assumed contribution reduction		
Before taxes	15.10%	8.85%
After taxes on distributions	12.59%	6.74%
After taxes on distributions and sale of shares	10.47%	5.62%
S&P 500 Total Return Index (reflects no deductions for fees and expenses)	11.96%	10.38%

\* *The Fund commenced operations on November 16, 2015.*

After-tax returns are calculated using the historical highest individual federal marginal income tax rates and do not reflect the impact of state and local taxes. Actual after-tax returns depend on an investor's tax situation and may differ from those shown and are not applicable to investors who hold Fund shares through tax-deferred arrangements such as a 401(k) plan or an individual retirement account (IRA). After-tax returns are shown for only one class of shares and after-tax returns will vary for other classes.

## **Portfolio Management**

### ***Investment Adviser***

Aspiration Fund Adviser, LLC

### ***Sub-Adviser***

UBS Asset Management (Americas) Inc.

<b><i>Sub-Adviser Portfolio Managers</i></b>	
Bruno Bertocci Portfolio Manager Since 11/2015	Thomas J. Digenan Portfolio Manager Since 11/2015

## **Manager of Managers**

The Fund is currently seeking regulatory authority to hire one or more additional sub-advisers to manage portions of the Fund's portfolio without obtaining the approval of Fund shareholders. The Fund will notify all shareholders before making any changes.

## **Buying and Selling Fund Shares**

Minimum Initial Investment: \$500\*

Minimum Additional Investment: \$1

\*For holders of Aspiration Summit bank accounts, this minimum is \$100.

Shares of the Fund are only available to clients of Aspiration Fund Adviser, LLC. Before investing in the Fund, you should carefully review the Fund's prospectus together with any materials the Adviser provides you, including any materials that discuss fees associated with the Adviser's services (such as the Adviser's firm brochure or its advisory agreement with you). You can buy or sell other shares of the Fund on any business day on which the Fund is open. You can pay for shares via an Automated Clearing House ("ACH") transfer from your bank. For information about purchasing Fund shares, visit [www.aspiration.com](http://www.aspiration.com).

## **Dividends, Capital Gains and Taxes**

The Fund will make distributions that will generally be taxable to you as ordinary income or capital gains, unless your investment is held in an IRA, 401(k) or other tax-advantaged investment plan. However, you may be subject to tax on those distributions when you withdraw monies from a tax-advantaged plan.

***PRINCIPAL INVESTMENT OBJECTIVES AND STRATEGIES***

---

**PRINCIPAL INVESTMENT OBJECTIVES**

The investment objective for each Fund is listed in the table below.

<b><u>Fund</u></b>	<b><u>Investment Objective</u></b>
Aspiration Flagship Fund	This Fund seeks long-term capital appreciation by providing risk-adjusted returns.
Aspiration Redwood Fund	This Fund seeks to maximize total return, consisting of capital appreciation and current income.

**PRINCIPAL INVESTMENT STRATEGIES FOR THE ASPIRATION FLAGSHIP FUND**

The Fund seeks to achieve its investment objective by investing primarily in shares of registered investment companies, including open-end funds, ETFs and closed-end funds that emphasize alternative strategies, such as funds that sell securities short; employ asset allocation, arbitrage and/or option-hedged strategies; or that invest in distressed securities, the natural resources sector, and business development companies (“BDCs”).

In addition to employing alternative strategies such as those described above, the underlying funds invest in equities such as common stocks, preferred stocks, securities convertible into stocks (domestic and foreign); fixed income securities such as fixed rate debt, variable rate debt or high-yield, lower rated debt instruments (domestic and foreign); certain indices; or in any combination of the foregoing. The Fund uses a flexible approach to selecting investments and is not limited by an underlying fund’s investment style. Some underlying funds may concentrate their investments in various industries or industry sectors and may use derivatives such as swaps, options, futures, foreign currency exchange contracts in their investment programs.

The Sub-Adviser expects that it will select the investment companies in which the Fund invests based in part on an analysis of the past and projected performance and investment structure of the investment companies. In addition, other factors may be considered, including, but not limited to, the investment company’s size, shareholder services, liquidity, investment objective and investment techniques, etc.

The Sub-Adviser will monitor and respond to changing economic and market conditions and then, if necessary, rebalance the assets of the Fund.



## **PRINCIPAL INVESTMENT RISKS OF THE ASPIRATION FLAGSHIP FUND**

All investments carry a certain amount of risk, and the Fund cannot guarantee that it will achieve its investment objective. The value of the Fund's investments will fluctuate with market conditions, and the value of your investment in the Fund also will vary. The principal risks associated with investing in the Fund are described below and in the Fund Summary at the beginning of this Prospectus.

- Correlation Risk
- Investment Company Risk
- Allocation Risk
- Underlying Fund Concentration Risk
- Leveraging Risk
- Foreign Investing and Emerging Markets Risk
- Convertible Securities Risk
- Business Development Company Risk
- High Yield Risk
- Liquidity Risk
- Market Risk
- Short Sale Risk
- Commodities Risk
- ETF Risk
- Distressed Companies Risk
- Alternative Asset Class Risk
- Long/Short Selling Risk
- Arbitrage Risk
- Derivatives Risk
- Futures Risk
- Natural Resources Risk
- Equity Securities Risk
- Management Risk
- Bonds and Other Fixed Income Securities Risk

***Correlation Risk.*** While the Adviser seeks to invest the Fund's assets in underlying funds that are uncorrelated among each other or with fixed income or equity indices, there can be no assurance that the Adviser's expectations regarding such limited correlations will prove correct. Underlying funds' correlations may be much higher in times of general market turmoil.

***Investment Company Risk.*** Investments by the Fund in other investment companies, including ETFs, will expose investors to the risk that the underlying fund manager may change objectives which may or may not parallel the investment direction of the Fund. The Adviser and Sub-Adviser have no control over the managers or investments of underlying funds. In addition, the price movement of an ETF may not correlate to the underlying index and may result in a loss. Closed-end funds may trade infrequently, with small volume, and at a discount to NAV, which may affect the Fund's ability to sell shares of the fund at a reasonable price. Further, investments in other investment companies subject the investor to fees and expenses charged by such other investment companies, including ETFs. Finally, the Investment Company Act of 1940 imposes certain limitations on a fund's investments in other investment

companies. These limitations may limit the amount the Fund may invest in certain investment companies.

***Allocation Risk.*** In managing the Fund, the Adviser has the authority to select and allocate assets among underlying funds. The Fund is subject to the risk that the Adviser's decisions regarding asset classes and selection of underlying funds will not anticipate market trends successfully.

***Underlying Fund Concentration Risk.*** The Fund may invest in investment companies that concentrate in a particular industry (i.e., real estate) or industry sector (i.e., natural resources). Investments within a single industry or sector may be affected by developments within that industry or sector. Further, an underlying fund that concentrates its investments in a particular industry or sector is subject to greater risk than a fund that invests in a broader range of industries or sectors. Also, the value of the shares of such an underlying fund may be subject to greater market fluctuation than an investment in a more diversified fund.

***Leveraging Risk.*** An underlying fund may borrow money to increase its holdings of portfolio securities. Leveraging can exaggerate the effect of any increase or decrease in the value of portfolio securities held by that fund. The amounts borrowed are subject to interest costs and fees that may affect the gains achieved on the investment of such borrowed funds.

***Foreign Investing and Emerging Markets Risk.*** The Fund may invest in investment companies that invest primarily in foreign securities. Foreign investments may be riskier than U.S. investments because of factors such as unstable international political and economic conditions, currency fluctuations, foreign controls on investment, withholding taxes, a lack of adequate company information, less liquid and more volatile markets, a lack of government regulation, and legal systems or market practices that permit inequitable treatment of minority and/or non-domestic investors. If an underlying fund invests primarily in a particular country or region, it may be adversely affected by the above factors or events particular to that country or region. Furthermore, the Fund may invest in investment companies that invest in foreign securities issued by companies located in developing or emerging countries. Investing in emerging market securities imposes risks different from, or greater than, risks of investing in foreign developed countries. These risks include: smaller market capitalization of securities markets, which may suffer periods of relative illiquidity; significant price volatility; restrictions on foreign investment; and possible repatriation of investment income and capital. Some underlying fund investments may be denominated in foreign (non- U.S.) currencies. The value of

foreign currencies relative to the U.S. dollar fluctuates in response to market, economic, political, regulatory, geopolitical or other conditions. There is the risk that the value of such assets and/or the value of any distributions from such assets may decrease if the currency in which such assets are priced or in which they make distributions falls in relation to the value of the U.S. dollar. Some emerging markets countries may have fixed or managed currencies that are not free-floating against the U.S. dollar.

***Convertible Securities Risk.*** The Fund may invest in investment companies that invest in convertible securities. Convertible securities include debt obligations and preferred stock of the company issuing the security, which may be exchanged for a pre-determined price (the conversion price) into the common stock of the issuer. The market values of convertible securities and other debt securities tend to fall when prevailing interest rates rise. The values of convertible securities also tend to change whenever the market value of the underlying common or preferred stock fluctuates.

***Business Development Company Risk.*** BDCs may carry risks similar to those of a private equity or venture capital fund. BDC company securities are not redeemable at the option of the shareholder and they may trade in the market at a discount to their net asset value. A BDC is a form of investment company that is required to invest at least 70% of its total assets in securities (typically debt) of private companies, thinly traded U.S. public companies, or short-term high quality debt securities. BDCs usually trade at a discount to their net asset value because they invest in unlisted securities and have limited access to capital markets. The BDCs held by the Fund may leverage their portfolios through borrowings or the issuance of preferred stock. While leverage often serves to increase the yield of a BDC, this leverage also subjects a BDC to increased risks, including the likelihood of increased volatility and the possibility that a BDC's common share income will fall if the dividend rate of the preferred shares or the interest rate on any borrowings rises.

***High Yield Risk.*** As a result of its investments in high yield securities (securities rated "BB" or below by S&P or "Ba" or below by Moody's) and unrated securities of similar credit quality (commonly known as "junk bonds"), the Fund may be subject to greater levels of interest rate, credit and liquidity risk than portfolios that do not invest in such securities. Analysis of the creditworthiness of high yield-high risk issuers is more complex than for higher-rated securities, making it more difficult for the Adviser to accurately predict risk. There is a greater risk with high yield-high risk fixed income securities that an issuer will not be able to make principal and interest payments when due. In addition, lower-rated securities may not trade as often and may be less liquid

than higher-rated securities, especially during periods of economic uncertainty or change. As a result of all of these factors, these bonds are generally considered to be speculative.

**Liquidity Risk.** The Fund may not invest more than 15% of the value of its net assets in illiquid securities. Liquidity risk exists when particular investments are difficult to sell. Underlying funds whose shares are purchased by the Fund are obligated to redeem shares held by the Fund only in an amount up to 1% of the underlying fund's outstanding securities during any period of less than 30 days. As a result, shares held by the Fund in excess of 1% of an underlying fund's outstanding securities will be considered illiquid and may not exceed 15% of the Fund's total assets. The Fund's investments in illiquid securities may reduce the return of the Fund because it may be unable to sell such illiquid securities at an advantageous time or price. Investments in foreign securities, derivatives and securities with substantial market or credit risk tend to have the greatest exposure to liquidity risk.

**Market Risk.** Market risk refers to the risk related to investments in securities in general and the daily fluctuations in the securities markets. The Fund's investment return per share will change daily based on many factors, including fluctuation in interest rates, the quality of the instruments in the Fund's investment portfolio, national and international economic conditions and general market conditions.

**Short Sale Risk.** An underlying fund will suffer a loss if it sells a security short and the value of the security rises instead of falling. In addition, an underlying fund may be subject to expenses related to short sales that are not typically associated with investing in securities directly, such as costs of borrowing. Short selling is speculative in nature and, in certain circumstances, can substantially increase the effect of adverse price movements on an underlying fund's portfolio. A short sale of a security involves the risk of an unlimited increase in the market price of the security that can in turn result in an inability to cover the short position and a theoretically unlimited loss. No assurance can be given that securities necessary to cover an underlying fund's short position will be available for purchase.

**Commodities Risk.** Certain underlying funds may invest in instruments linked to the prices of physical commodities, including commodity-linked notes. Trading in commodity interests may involve substantial risks and investment exposure to the commodities markets may subject an underlying fund to greater volatility than investments in traditional securities, such as stocks and bonds. The commodities markets may fluctuate widely based on a variety of factors,

including changes in overall market movements, domestic and foreign political and economic events and policies, war, acts of terrorism, changes in domestic or foreign interest rates and/or investor expectations concerning interest rates, domestic and foreign inflation rates and investment and trading activities of mutual funds, hedge funds and commodities funds.

***ETF Risk.*** Shares of ETFs have many of the same risks as direct investments in common stocks or bonds and their market value is expected to rise and fall with changes in the securities markets and, with respect to index-linked ETFs, with changes in the value of an underlying index. In addition, the price movement of an index-linked ETF may not track the underlying index and may result in a loss. Shareholders in the Fund bear both their proportionate share of the ETFs' expenses while continuing to pay the Fund's own investment management fees and other expenses. As a result, the Fund and its shareholders will, in effect, be absorbing duplicate levels of fees. In addition, certain ETFs utilize leverage which can magnify the gains or losses realized from their underlying investments.

***Distressed Companies Risk.*** The Fund may invest in investment companies concentrated in distressed companies. Distressed companies are those that are, or are about to be, involved in reorganizations, financial restructurings, or bankruptcy. The risk associated with investing in distressed companies is that a merger or other restructuring, or a tender or exchange offer, that was proposed or pending at the time the Fund invested in the distressed company may not be executed with the terms or within the time frame anticipated, resulting in losses to the Fund. Debt obligations of distressed companies typically are unrated, lower-rated, in default, or close to default. Also, securities of distressed companies are generally more likely to become worthless than the securities of more financially stable companies.

***Derivatives Risk.*** A derivative instrument often has risks similar to its underlying asset and may also have additional risks. The Fund could experience a loss if an Underlying Fund's derivative positions are poorly correlated with its other investments, or if it is unable to liquidate a position because of an illiquid secondary market. The market for many derivatives is, or suddenly can become, illiquid. Changes in liquidity may result in significant, rapid and unpredictable changes in the prices for derivatives. Certain derivative transactions may give rise to a form of leverage. Leverage magnifies the potential for gain and the risk of loss. The derivative instruments and techniques that underlying funds may principally use include:

*Futures.* A futures contract is a standardized, exchange-traded agreement to buy or sell a specific quantity of an underlying instrument at a specific price at a specific future time. The risk of loss in buying and selling futures contracts can be substantial. Small price movements in the instrument underlying a futures position may result in immediate and substantial losses to the Fund.

*Options.* A put option gives the purchaser of the option the right to sell, and obligates the writer to buy, the underlying security at a stated exercise price, typically at any time prior to the expiration of the option. A call option gives the purchaser of the option the right to buy, and obligates the writer to sell, the underlying security at a stated exercise price, typically at any time prior to the expiration of the option. A decision as to whether, when and how to use options involves the exercise of skill and judgment and even a well-conceived options transaction may be unsuccessful because of market behavior or unexpected events.

*Swaps.* An over-the-counter (“OTC”) swap contract is an agreement between two parties pursuant to which the parties exchange payments at specified dates on the basis of a specified notional amount, with the payments calculated by reference to specified securities, indices, reference rates, currencies or other instruments. Most swap agreements are not entered into or traded on exchanges. OTC swaps are often subject to credit risk or the risk of default or non-performance by the counterparty. Swaps could result in losses if interest rate or foreign currency exchange rates or credit quality changes are not correctly anticipated or if the reference index, security or investments do not perform as expected. Underlying funds’ use of swaps may include those based on the credit of an underlying security, commonly referred to as “credit default swaps.”

*Foreign currency forward exchange contracts.* Foreign currency forward exchange contracts are transactions involving the Fund’s obligation to purchase or sell a specific currency at a future date at a specified price. Unanticipated changes in currency prices may result in losses to an underlying fund and poorer overall performance for the fund than if it had not entered into foreign currency forward exchange contracts.

***Alternative Asset Class Risk.*** The Fund may invest in certain highly volatile alternative asset classes. Investors should consider purchasing shares of the

Fund only as part of an overall diversified portfolio and should be willing to assume the risks of potentially significant fluctuations in the value of Fund shares.

***Long/Short Selling Risk.*** The Fund may invest in underlying funds that take long and short positions in different securities, and may invest in such underlying funds as a part of its principal investment strategy. There are risks involved with selling securities short. The underlying fund may not always be able to borrow the security or close out a short position at an acceptable price, and may have to sell long positions at disadvantageous times to cover short positions. The underlying fund will incur a loss as a result of the short sale if the price of the security increases between the date of the short sale and the date on which the fund replaces the borrowed security. The underlying fund may be required to pay a premium, dividend or interest.

***Arbitrage Risk.*** An arbitrage strategy has the risk that anticipated opportunities may fail to yield expected returns and that an underlying fund's manager may incorrectly identify market inefficiencies or mispricing of securities. To the extent an underlying fund engages in merger arbitrage, targeted reorganizations may be renegotiated or fail to close, resulting in losses to the underlying fund.

***Natural Resources Risk.*** The Fund may invest in investment companies that invest primarily in the natural resources sector. The values of natural resources are affected by numerous factors including events occurring in nature and international politics. For example, events in nature, such as earthquakes or fires in prime resource areas, and political events, such as coups or military confrontations, can affect the overall supply of a natural resource and thereby affect the value of companies involved in that natural resource.

***Equity Securities Risk.*** The Fund may invest in investment companies that invest in equity securities. Equity securities fluctuate in value, often based on factors unrelated to the fundamental economic condition of the issuer of the securities, including general economic and market conditions, and these fluctuations can be pronounced.

***Bonds and Other Fixed Income Securities Risk.*** The Fund may invest in investment companies that invest in bonds and/or other fixed income securities. Fixed income securities are subject to the risk of the issuer's inability to meet principal and interest payments on its obligations (i.e., credit risk) and are subject to price volatility resulting from, among other things, interest rate sensitivity, market perception of the creditworthiness of the issuer and general market liquidity (i.e., market risk). Securities with longer durations are likely to

be more sensitive to changes in interest rates, generally making them more volatile than securities with shorter durations. Lower rated fixed income securities have greater volatility because there is less certainty that principal and interest payments will be made as scheduled.

***Management Risk.*** The Fund has a limited history of operations for investors to evaluate. In addition, the Adviser and Sub-Adviser have limited experience in managing a mutual fund. As a result, investors do not have a track record to consider with respect to the performance of the Fund. The Adviser believes that most of its clients will pay a reasonable and fair advisory fee. If a significant number of clients do not pay an advisory fee for an extended period of time, the Adviser, and any sub-adviser, may not be able to continue to render services to the Fund.

An investment in the Fund is not a deposit of the bank and is not insured or guaranteed by the Federal Deposit Insurance Corporation or any other government agency.

#### **PRINCIPAL INVESTMENT STRATEGIES FOR THE ASPIRATION REDWOOD FUND**

The Fund invests in equity securities, include, but are not limited to, dividend-paying securities, common stock, preferred stock, shares of investment companies, convertible securities, warrants and rights. The Fund may, but is not required to, use exchange-traded derivative instruments for risk management purposes or as part of the Fund's investment strategies. Generally, derivatives are financial contracts with value dependent upon, or derived from, the value of an underlying asset, reference rate, or index, and may relate to stocks, bonds, interest rates, currencies or currency exchange rates, and related indexes. The derivatives in which the Fund may invest include futures and forward currency agreements. These derivatives may be used for risk management purposes to manage or adjust the risk profile of the Fund. Futures on currencies and forward currency agreements may also be used to hedge against a specific currency. In addition, futures on indices may be used for investment (non-hedging) purposes to earn income; to enhance returns; to replace more traditional direct investments; or to obtain exposure to certain markets.

The Sub-Adviser's investment decisions are based upon price/value discrepancies as identified by the Sub-Adviser's fundamental valuation process. In selecting securities for the portion of the Fund that is managed according to the Sub-Adviser's fundamental valuation process, the Sub-Adviser focuses on, among other things, identifying discrepancies between a security's fundamental value and its market price. In this context, the fundamental value of a given



security is the Sub-Adviser's assessment of what a security is worth. The Sub-Adviser will select a security whose fundamental value it estimates to be greater than its market value at any given time. For each stock under analysis, the Sub-Adviser bases its estimates of value upon economic, industry and company analysis, as well as upon a company's management team, competitive advantage and core competencies. The Sub-Adviser then compares its assessment of a security's value against the prevailing market prices, with the aim of constructing a portfolio of stocks across industries with attractive relative price/value characteristics.

The Sub-Adviser will employ both a positive and negative screening process in selecting securities for the Fund. The positive screening process will identify securities of companies that are fundamentally attractive and that have superior valuation characteristics. In addition, the positive screening process will also include material, fundamental sustainability factors that the Sub-Adviser believes confirm the fundamental investment case and can enhance the ability to make good investment decisions. The sustainability factors are material extra-financial factors that evaluate the environmental, social and governance performance of companies that, along with more traditional financial analytics, identify companies that the Sub-Adviser believes will provide sustained, long-term value. The Sub-Adviser believes that the sustainability strategy provides the Fund with a high quality portfolio and mitigates risk.

The Sub-Adviser also applies a negative screening process that will exclude from the Fund's portfolio securities with more than 5% of sales in industries such as alcohol, tobacco, defense, nuclear, GMO (Genetically Modified Organisms), water bottles, gambling and pornography, and will entirely exclude all firearms issuers and companies within the energy sector as defined by MSCI and its Global Industry Classification Standard (GICS).

### **PRINCIPAL INVESTMENT RISKS OF THE ASPIRATION REDWOOD FUND**

All investments carry a certain amount of risk, and the Fund cannot guarantee that it will achieve its investment objective. The value of the Fund's investments will fluctuate with market conditions, and the value of your investment in the Fund also will vary. The principal risks associated with investing in the Fund are described below and in the Fund Summary at the beginning of this Prospectus.

- Market Risk
- Management Risk
- Derivatives Risk
- Focused Investment Risk
- Foreign Investing Risk
- Limited Capitalization Risk

- Equity Securities Risk
- Convertible Securities Risk
- Futures Risk
- Investment Company Risk
- Leverage Risk Associated with Financial Instruments
- Temporary Defensive Positions Risk

**Market Risk.** The market value of the Fund’s investments may fluctuate, sometimes rapidly or unpredictably, as the stock and bond markets fluctuate. Market risk may affect a single issuer, industry, or sector of the economy, or it may affect the market as a whole.

**Management Risk.** There is a risk that the investment strategies, techniques and risk analyses employed by the Sub-Adviser may not produce the desired results. The Fund has a limited history of operations for investors to evaluate. In addition, the Adviser has limited experience in managing a mutual fund. As a result, investors do not have a track record to consider with respect to the performance of the Fund. The Adviser believes that most of its clients will pay a reasonable and fair advisory fee. If a significant number of clients do not pay an advisory fee for an extended period of time, the Adviser, and any sub-adviser, may not be able to continue to render services to the Fund.

**Derivatives Risk.** The value of “derivatives”—so called because their value “derives” from the value of an underlying asset, reference rate or index—may rise or fall more rapidly than other investments. It is possible for the Fund to lose more than the amount it invested in the derivative. The risks of investing in derivative instruments also include market risk, management risk and counterparty risk (which is the risk that a counterparty to a derivative contract is unable or unwilling to meet its financial obligations). In addition, non-exchange traded derivatives may be subject to liquidity risk, credit risk and mispricing or valuation complexity. These derivatives risks are different from, and may be greater than, the risks associated with investing directly in securities and other instruments.

**Equity Securities Risk.** The Fund may invest in equity securities. Equity securities fluctuate in value, often based on factors unrelated to the fundamental economic condition of the issuer of the securities, including general economic and market conditions, and these fluctuations can be pronounced.

**Convertible Securities Risk.** The Fund may invest in convertible securities. Convertible securities include debt obligations and preferred stock of the company issuing the security, which may be exchanged for a pre-determined price (the conversion price) into the common stock of the issuer. The market

values of convertible securities and other debt securities tend to fall when prevailing interest rates rise. The values of convertible securities also tend to change whenever the market value of the underlying common or preferred stock fluctuates.

***Futures Risk.*** Use of futures contracts may cause the value of the Fund's shares to be more volatile. Futures contracts expose the Fund to leverage and tracking risks because a small investment in futures contracts may produce large losses and futures contracts may not accurately track the underlying securities. Changes in the value of futures contracts may not track or correlate perfectly with the underlying index because of temporary, or even long-term, supply and demand imbalances and because futures do not pay dividends unlike the stocks upon which they are based.

***Investment Company Risk.*** Investments by the Fund in other investment companies, including ETFs, will expose investors to the risk that the underlying fund manager may change objectives which may or may not parallel the investment direction of the Fund. The Adviser and Sub-Adviser have no control over the managers or investments of underlying funds. In addition, the price movement of an ETF may not correlate to the underlying index and may result in a loss. Closed-end funds may trade infrequently, with small volume, and at a discount to NAV, which may affect the Fund's ability to sell shares of the fund at a reasonable price. Further, investments in other investment companies subject the investor to fees and expenses charged by such other investment companies, including ETFs. Finally, the Investment Company Act of 1940 imposes certain limitations on a fund's investments in other investment companies. These limitations may limit the amount the Fund may invest in certain investment companies.

***Leverage Risk Associated with Financial Instruments Risk.*** The use of financial instruments to increase potential returns, including derivatives used for investment (non-hedging) purposes, may cause the Fund to be more volatile than if it had not been leveraged. The use of leverage may also accelerate the velocity of losses and can result in losses to the Fund that exceed the amount originally invested.

***Focused Investment Risk.*** There is a risk that investing in a select group of securities could subject the Fund to greater risk of loss and could be considerably more volatile than the Fund's primary benchmark or other mutual funds that are diversified across a greater number of securities.

***Foreign Investing Risk.*** The value of the Fund’s investments in foreign securities may fall due to adverse political, social and economic developments abroad and due to decreases in foreign currency values relative to the US dollar. Also, foreign securities are sometimes less liquid and more difficult to sell and to value than securities of US issuers.

***Limited Capitalization Risk.*** There is a risk that securities of small capitalization companies tend to be more volatile and less liquid than securities of larger capitalization companies. This can have a disproportionate effect on the market price of smaller capitalization companies and affect the Fund’s ability to purchase or sell those securities. In general, smaller capitalization companies are more valuable than larger companies to adverse business or economic developments and they may have more limited resources.

***Temporary Defensive Positions.*** From time to time, the Fund may take temporary defensive positions that are inconsistent with the Fund’s principal investment strategies, in attempting to respond to adverse market, economic, political, or other conditions. For example, the Fund may hold all or a portion of its assets in money market instruments (high quality income securities with maturities of less than one year), securities of money market funds or U.S. Government repurchase agreements. The Fund may also invest in such investments at any time to maintain liquidity or pending selection of investments in accordance with its policies. As a result, the Fund may not achieve its investment objective.

An investment in the Fund is not a deposit of the bank and is not insured or guaranteed by the Federal Deposit Insurance Corporation or any other government agency.

#### **PORTFOLIO HOLDINGS DISCLOSURE**

A description of the Funds’ policies and procedures with respect to the disclosure of their portfolio holdings is available in the Statement of Additional Information (“SAI”) and online at the Funds’ website: [www.funds.aspiration.com](http://www.funds.aspiration.com).

**INVESTMENT ADVISER**  
Aspiration Fund Adviser, LLC

Under the Funds' investment advisory agreement, the Adviser receives an annual advisory fee of 0.00% of the Funds' average daily net assets. In other words, the Adviser does not charge any management fees with respect to the Funds. Only clients of the Adviser may invest in the Funds. These advisory clients must establish an advisory relationship and open an individual advisory account with the Adviser before investing in the Funds. The Adviser does not impose a set fee to manage individual advisory accounts. Instead, advisory clients can pay the Adviser a fee in the amount they believe is fair to manage their individual advisory accounts. As of December 31, 2016, Aspiration Fund Adviser, LLC had approximately \$13 million in assets under management.

Disclosure Regarding Approval of Investment Advisory Contracts. A discussion regarding the Trustees' basis for approving the investment advisory contracts for the Funds can be found in the Funds' annual reports to shareholders for the period ended September 30, 2016. You may obtain a copy of the semi-annual and annual reports, free of charge, upon request to the Funds.

**ASPIRATION FLAGSHIP FUND**

**Sub-Adviser**

Emerald Separate Account Management, LLC

Subject to the authority of the Board of Trustees and oversight by the Adviser, the Sub-Adviser is responsible for management of the Fund's investment portfolio according to the Fund's investment objective, policies and restrictions. Pursuant to a sub-advisory agreement between the Adviser and the Sub-Adviser, the Sub-Adviser is entitled to receive an annual sub-advisory fee, paid by the Adviser for advisory services provided to the Fund, according to a formula. In addition, the Adviser and Sub-Adviser each donate 10% of their respective fees to charity.

Disclosure regarding the basis for the Board of Trustees' approval of the Investment-Sub-Advisory Agreement is available in the Fund's annual report to shareholders for the period ended September 30, 2016.

## ***Portfolio Management***

The following individuals are employed by the Sub-Adviser and are primarily responsible for the day-to-day management of the Fund's portfolio.

**Joseph Besecker.** President and Portfolio Manager of the Sub-Adviser. Mr. Besecker is also Founder, Chairman, President and CEO of Emerald Asset Management, Inc. ("Emerald"), parent company to the Sub-Adviser. Mr. Besecker has led Emerald since 1991. Mr. Besecker has been a key investor and provided expertise to a number of early-stage venture capital projects.

**Joseph Witthohn.** Vice President – Portfolio Manager for the Sub-Adviser. Mr. Witthohn has been with Emerald since 2012. Mr. Witthohn formerly was part of the Investment Strategy Group for Janney Montgomery Scott where he served as a Mutual Fund Analyst, ETF Analyst and Research Analyst. Mr. Witthohn holds the Chartered Financial Analyst designation, earned his Master of Science in Finance degree from Boston College's Carroll Graduate School of Management and his MBA from the University of New Hampshire's Whittemore School of Business and Economics.

The SAI provides additional information about each portfolio manager's compensation structure, other managed accounts and ownership of securities in the Fund.

### **ASPIRATION REDWOOD FUND**

#### **Sub-Adviser**

UBS Asset Management (Americas) Inc.

Subject to the authority of the Board of Trustees and oversight by the Adviser, the Sub-Adviser is responsible for management of the Fund's investment portfolio according to the Fund's investment objective, policies and restrictions. Pursuant to a sub-advisory agreement between the Adviser and the Sub-Adviser, the Sub-Adviser is entitled to receive an annual sub-advisory fee, paid by the Adviser for advisory services provided to the Fund, according to a formula. In addition, the Adviser and Sub-Adviser each donate 10% of their respective fees to charity.

Disclosure regarding the basis for the Board of Trustees' approval of the Investment Sub-Advisory Agreement is available in the Fund's annual report to shareholders for the period ended September 30, 2016.

## ***Portfolio Management***

The following individuals are employed by the Sub-Adviser and are primarily responsible for the day-to-day management of the Fund's portfolio.

**Bruno Bertocci.** Bruno Bertocci has been co-portfolio manager of the Fund since its 2015 inception. Mr. Bertocci is a Managing Director and Head of Sustainable Equities at UBS Asset Management (Americas) Inc. ("UBS AM"). Prior to joining UBS AM in 1998, he managed the global equity investment group at Stein Roe & Farnham and was a portfolio manager at Rockefeller & Co.

**Thomas J. Digenan, CFA, CPA.** Mr. Digenan has been portfolio manager of the Fund since its 2015 inception. Mr. Digenan is a Managing Director and Head of US Intrinsic Value Equity at UBS AM. Prior to this role, he was a North American Equity Strategist at UBS AM from 2001 to 2012. Mr. Digenan was President of The UBS Funds from 1993 to 2001.

The SAI provides additional information about each portfolio manager's compensation structure, other managed accounts and ownership of securities in the Fund.

### **SERVICE PROVIDERS**

#### **Administrator**

The Nottingham Company ("Administrator") serves as general and financial administrator for the Funds.

#### **Transfer Agent**

Nottingham Shareholder Services, LLC ("Transfer Agent") serves as transfer, dividend paying, and shareholder servicing agent for the Funds.

#### **Distributor**

Capital Investment Group, Inc. ("Distributor") is the principal underwriter and distributor of the Funds' shares and serves as the Funds' exclusive agent for the distribution of the Funds' shares.

#### **Custodian**

UMB Bank, N.A. ("Custodian"), serves as custodian of the Funds' assets.

### **PRICING YOUR SHARES**

When you buy and sell shares of the Funds, the price of the shares is based on the Funds' net asset value per share ("NAV") next determined after the order is received.

#### **Calculating the Funds' NAV**

The NAV is calculated at the close of trading of the New York Stock Exchange ("NYSE"), normally 4:00 p.m., Eastern time ("ET") except for the following days on which the share prices of the Funds are not calculated: Saturdays and Sundays; US national holidays including New Years' Day, Martin Luther King, Jr. Day, Presidents' Day, Good Friday, Memorial Day, Independence Day, Labor Day, Thanksgiving Day and Christmas Day.

Your order to purchase or sell shares is priced at the next NAV calculated after your order is received in good order by the Funds. Only purchase orders received in good order by the Funds before 4:00 p.m. ET will be effective at that day's NAV. On occasion, the NYSE will close before 4:00 p.m. ET. When that happens, purchase requests received by the Funds or an authorized agent of the Funds after the NYSE closes will be effective the following business day. The NAV of the Funds may change every day.

*Good Order.* A purchase, redemption or exchange request is considered to be "in good order" when all necessary information is provided and all required documents are properly completed, signed and delivered. Requests must include the following:

- The account number (if issued) and Fund name;
- The amount of the transaction, in dollar amount or number of shares;
- For redemptions and exchanges (other than online, telephone or wire redemptions), the signature of all account owners exactly as they are registered on the account;
- Required signature guarantees, if applicable; and
- Other supporting legal documents and certified resolutions that might be required in the case of estates, corporations, trusts and other entities or forms of ownership. Call (800) 683-8529 for more information about documentation that may be required of these entities.



Additionally, a purchase order initiating the opening of an account is not considered to be in “good order” unless you have provided all information required by the Funds’ “Customer Identification Program” as described below.

### **Valuing Fund Assets**

The market value of the Funds’ investments is determined primarily on the basis of readily available market quotations. Shares of open-end investment companies (i.e., mutual funds) are valued at their respective NAV. The Funds generally use pricing services to determine the market value of securities.

If market quotations for a security are not available or market quotations or a price provided by a pricing service do not reflect fair value, or if an event occurs after the close of trading on the domestic or foreign exchange or market on which the security is principally traded (but prior to the time the NAV is calculated) that materially affects fair value, the Fair Value Committee, established by the Board of Trustees, will value a Fund’s assets at their fair value according to policies approved by the Board of Trustees. For example, if trading in a portfolio security is halted and does not resume before a Fund calculates its NAV, the Fair Value Committee may need to price the security using the Fund’s fair value pricing guidelines. The circumstances under which an underlying fund will use fair value pricing and the methods used are disclosed in the offering documents for the underlying fund, which may include the underlying fund’s prospectus and statement of additional information.

Without a fair value price, short-term investors could take advantage of the arbitrage opportunity and dilute the NAV of long-term investors. While fair valuation of a Funds’ portfolio securities can serve to reduce arbitrage opportunities, there is no assurance that fair value pricing policies will prevent dilution of the NAV by short-term investors. Fair valuation involves subjective judgments, and it is possible that the fair value determined for a security may differ materially from the value that could be realized upon the sale of the security.

## **HOW TO PURCHASE SHARES**

### **Eligible Investors**

Shares of the Funds are only available to clients of Aspiration Fund Adviser, LLC. The Funds intend to redeem shares held by or on behalf of a shareholder who ceases to be an eligible investor and each investor, by purchasing shares, agrees to any such redemption.

## **Purchasing Shares**

Shares may be purchased only through the Funds' website, [www.aspiration.com](http://www.aspiration.com), available 24 hours a day. The minimum initial investment in the Funds is \$500 (or \$100, if you hold an Aspiration Summit bank account), and the minimum subsequent investment is \$1.00. Purchase orders received by the Funds in good order and accompanied by ACH transaction in the full amount of the purchase price before 4:00 p.m. ET (or before the NYSE closes, if it closes early) will be effective at that day's share price. Purchase orders received by the Funds after those times are processed at the share price determined on the following business day. You may invest any amount you choose, as often as you wish, subject to the minimum initial and subsequent investments described above. The Funds reserves the right to waive these minimums.

## **Online Investor Requirements**

The Funds are designed for online investors and require their shareholders to consent to receive all Fund shareholder information electronically. Shareholder information includes, but is not limited to, prospectuses, shareholder reports, confirmations, Form 1099 tax statements, proxy solicitations and account statements.

When you become a shareholder of the Fund(s), you certify that you have access to the Internet and a current email account, you acknowledge that you have the sole responsibility for providing a correct and operational email address, and you agree to notify the Funds immediately if your email address changes.

If you revoke your consent to receive shareholder information electronically, fail to maintain an email account or fail to notify the Funds immediately if your email address changes, the Funds will send communications to you by regular mail.

## **Customer Identification Program: Important Information about Procedures for Opening an Account**

Federal law requires all financial institutions to obtain, verify and record information that identifies each person who opens an account. When you open an account, we will ask for your name, residential address, date of birth, government identification number and other information that will allow us to

identify you. We also may ask to see your driver's license or other identifying documents.

If your purchase order is not received in good order, there may be a delay in processing your investment request and your assets may be uninvested pending receipt of the required information. If we are unable to immediately verify your identity, the Funds may restrict further investment until your identity is verified. However, if we are unable to verify your identity, the Funds reserve the right to close your account without notice and return your investment to you at the NAV determined on the day in which your account is liquidated. If we close your account because we are unable to verify your identity, your investment will be subject to market fluctuation, which could result in a loss of a portion of your principal investment. If your account is closed at the request of governmental or law enforcement authorities, the Funds may be required by the authorities to withhold the proceeds.

### **Fund Direct Purchases**

Shares of the Funds may only be purchased by clients of the Adviser. Before investing in the Funds, you should carefully review the Funds' prospectuses together with any materials the Adviser provides you, including any materials that discuss fees associated with the Adviser's services (such as the Adviser's firm brochure or advisory agreement with you). For information about opening an account and purchasing shares of the Funds, please visit [www.aspiration.com](http://www.aspiration.com), available 24 hours a day. Please note that your dividend and capital gain distributions will be automatically reinvested unless you indicate otherwise.

### **Other Purchase Information**

The Funds reserve the right to limit the amount of purchases and to refuse to sell to any person. If your ACH does not clear, you will be responsible for any loss incurred by the Funds. If you are already a Fund shareholder, the Funds reserve the right to redeem shares from any identically registered account in the Funds as reimbursement for any loss incurred or money owed to the Funds. You also may be prohibited or restricted from making future purchases in the Funds.

### **HOW TO REDEEM SHARES**

You may redeem all or part of your investment in the Funds on any day that the Funds are open for business, subject to certain restrictions described below. Redemption requests received by the Funds before 4:00 p.m. ET (or before the

NYSE closes if it closes before 4:00 p.m. ET) will be effective that day. Redemption requests received by the Funds after the close of trading on the NYSE are processed at the NAV determined on the following business day. Shares of the Funds may only be redeemed through [www.aspiration.com](http://www.aspiration.com).

The price you will receive when you redeem your shares will be the NAV next determined after the Funds receive your properly completed order to sell. You may receive proceeds from the sale by direct deposit into your bank account and in certain cases, payment may be made in securities of the Funds as described in “Additional Information About Redemptions.” The proceeds may be more or less than the purchase price of your shares, depending on the market value of the Funds’ securities at the time your redemption request is received. In the event that a direct deposit is impossible or impractical, the redemption check will be sent by mail to the address of record on the designated account.

The Funds intend to redeem shares held by or on behalf of a shareholder who ceases to be an eligible investor and each investor, by purchasing shares, agrees to any such redemption.

*Medallion Signature Guarantee* - Some circumstances require that your request to redeem shares be made in writing accompanied by an original Medallion Signature Guarantee. A Medallion Signature Guarantee helps protect you against fraud. You can obtain a Medallion Signature Guarantee from most banks or securities dealers, but not from a notary public. You should verify with the institution that it is an eligible guarantor prior to signing. The recognized medallion program is Securities Transfer Agent Medallion Program (STAMP). SIGNATURE GUARANTEES RECEIVED FROM INSTITUTIONS NOT PARTICIPATING IN THIS PROGRAM WILL NOT BE ACCEPTED. The Transfer Agent has adopted standards for accepting signature guarantees. The Funds and the Transfer Agent reserve the right to amend these standards at any time without notice.

If the shares to be redeemed have a value of more than \$50,000, or if the payment of the proceeds of a redemption of any amount is to be sent to a person other than the shareholder of record or to an address other than that on record with the Funds, you must have all signatures on written redemption requests guaranteed. Transfer of ownership of Fund shares to the Aspiration Foundation of less than \$50,000 may be made without the need for a signature guarantee. If the name(s) or the address on your account has changed within the previous 15 days of your redemption request, the request must be made in writing with your signature guaranteed, regardless of the value of the shares being redeemed. Call (800) 683-8529 for Medallion Signature Guarantee requirements.

*Additional Information About Redemptions* – The Funds will pay redemption proceeds within seven (7) calendar days after receipt of a proper redemption request, although proceeds normally are paid within five (5) business days. However, when shares are purchased through ACH, the proceeds from the redemption of those shares may not be paid until the ACH transfer has been converted to federal funds, which could take up to 15 calendar days. Also, when the NYSE is closed (or when trading is restricted) for any reason other than its customary weekend or holiday closing or under any emergency circumstances, as determined by the SEC, the Funds may suspend redemptions or postpone payment of redemption proceeds.

At the discretion of the Fund or the Transfer Agent, corporate investors and other associations may be required to furnish an appropriate certification authorizing redemptions to ensure proper authorization.

Generally, all redemptions will be for cash. However, if you redeem shares worth more than the lesser of \$250,000 or 1% of the value of the net assets of a Fund, the Fund reserves the right to pay part or all of your redemption proceeds in readily marketable securities instead of cash. If payment is made in securities, the Funds will value the securities selected in the same manner in which it computes its NAV. This process minimizes the effect of large redemptions on the Funds and their remaining shareholders.

#### **MINIMUM ACCOUNT BALANCE**

Maintaining small accounts is costly for the Funds and may have a negative effect on the Funds' investment performance. Shareholders are encouraged to keep their accounts above the Funds' minimum. The Funds reserve the right to redeem your remaining shares and close your account if a redemption of shares brings the value of your account below \$500 (or \$100, if you hold an Aspiration Summit bank account). In such cases, you will be notified and given at least 30 days to purchase additional shares before the account is closed. The above involuntary redemption constitutes a sale of the Funds' shares. You should consult your tax adviser concerning the tax consequences of involuntary redemptions.

#### **DISTRIBUTION OF SHARES**

The Funds have adopted a plan under Rule 12b-1 promulgated under the Investment Company Act of 1940 that allows the Funds to pay for distribution

and support services. The Funds are permitted to pay annual 12b-1 expenses of 0.25%. The Funds are currently waiving the 12b-1 expenses.

### **MARKET TIMING POLICY**

“Market Timing” refers to the practice of rapidly buying and selling shares of a mutual fund in order to take advantage of small short-term market fluctuations in the price of the shares of companies in which the funds invest to the detriment of long-term fund investors. Because the Funds invest in shares of other investment companies there is little risk of exposure to such trading strategies. Nonetheless, the Funds are designed to be a long-term investments and excessive trading by one or a few investors will impose costs on the Funds and, indirectly, on other investors. Therefore, the Board of Trustees has developed policies and procedures under which the Funds will monitor periodically excessive short-termed trading. If the Funds believe, in their sole discretion, that an investor is engaged in such trading, the Funds may, without prior notice, reject further purchase orders from that investor and disclaim responsibility for any consequent losses. Alternatively, the Funds may limit the amount, number or frequency of any future purchases and/or the method by which an investor may request future purchases and redemptions.

### ***DIVIDENDS AND DISTRIBUTIONS***

---

The Funds intend to distribute substantially all of their net investment income as dividends to its shareholders on an annual basis. The Funds intend to distribute their net realized long-term capital gains and their net realized short-term capital gains at least once a year. The Funds may distribute income dividends and capital gains more frequently, if necessary, in order to reduce or eliminate federal excise or income taxes on the Funds. The amount of any distribution varies and there is no guarantee the Funds will pay either income dividends or capital gain distributions.

Income dividends and capital gain distributions are automatically reinvested in additional shares of the specific Fund at the applicable NAV on the distribution date unless you request cash distributions on your application or through a written request. If cash payment is requested, a direct deposit normally will be mailed within five business days after the payable date.

If you elect to receive income dividends and capital gain distributions in cash and the payment is returned and marked as “undeliverable” or is not cashed for six months, your cash election may be changed automatically and future

dividends will be reinvested in the specific Fund at the NAV determined as of the date of payment. In addition, any undeliverable checks or checks that are not cashed for six months may be cancelled and the proceeds reinvested in the specific Fund at the NAV determined as of the date of cancellation.

## *TAXES*

---

### **DISTRIBUTIONS**

The following information is provided to help you understand the federal income taxes you may have to pay on income dividends and capital gains distributions from the Funds, as well as on gains realized from your redemption of Fund shares. **This discussion is not intended or written to be used as tax advice. Because everyone's tax situation is unique, you should consult your tax professional about federal, state, local or foreign tax consequences before making an investment in the Funds.**

The Funds intend to qualify each year as “regulated investment companies” under Subchapter M of the Internal Revenue Code of 1986, as amended. By so qualifying, the Funds will not be subject to federal income taxes to the extent that they distribute substantially all of their net investment income and any net realized capital gains.

Distributions from the Funds (both taxable income dividends and capital gains) are normally taxable to you as ordinary income or long-term capital gains, regardless of whether you reinvest these distributions or receive them in cash (unless you hold shares in a qualified tax-deferred plan or account or are otherwise not subject to federal income tax). Due to the nature of the investment strategies used, distributions by the Funds generally are expected to consist primarily of income dividends and net realized capital gains; however, the nature of the Funds' distributions could vary in any given year.

The Funds will transmit to each shareholder after the close of the calendar year an Internal Revenue Service Form 1099 setting forth the federal income tax status of distributions made during the year. Income dividends and capital gains distributions also may be subject to state and local taxes.

For federal income tax purposes, distributions of net investment income are taxable generally as ordinary income although certain dividends of net investment income paid to a non-corporate US shareholder may be subject to income tax at the applicable rate for long-term capital gain.

Distributions of net realized capital gains (that is, the excess of the net realized gains from the sale of investments that the Funds owned for more than one year over the net realized losses from investments that the Funds owned for one year or less) that are properly designated by the Funds as capital gains will be taxable as long-term capital gain regardless of how long you have held your shares in the Funds.

Distributions of net realized short-term capital gain (that is, the excess of any net short-term capital gain over net long-term capital loss), if any, will be taxable to shareholders as ordinary income. Capital gain to a corporate shareholder is taxed at the same rate as ordinary income.

If you are a taxable investor and invest in the Funds shortly before they make a capital gain distribution, some of your investment may be returned to you in the form of a taxable distribution. Fund distributions will reduce the NAV per share. Therefore, if you buy shares after the Funds have experienced capital appreciation but before the record date of a distribution of those gains, you may pay the full price for the shares and then effectively receive a portion of the purchase price back as a taxable distribution. This is commonly known as “buying a dividend.”

## **Selling Shares**

Selling, redeeming or exchanging your shares may result in a realized capital gain or loss, which is subject to federal income tax. For individuals, any long-term capital gains you realize from selling Fund shares currently are taxed at preferential income tax rates. Short-term capital gains are taxed at ordinary income tax rates. You or your tax adviser should track your purchases, tax basis, sales and exchanges and any resulting gain or loss. If you redeem Fund shares for a loss, you may be able to use this capital loss to offset any other capital gains you have.

The Funds must report cost basis information to the Internal Revenue Service (IRS) on Form 1099-B for any sale of Fund shares (“Covered Shares”). High Cost has been selected as the Funds’ default cost basis calculation method. If a shareholder determines that an IRS approved cost basis calculation method other than the Funds’ default method of High Cost is more appropriate, the shareholder must contact the Funds at the time of or in advance of the redemption of Covered Shares. IRS regulations do not permit the change of a cost basis election on previously executed trades.



## **Backup Withholding**

By law, you may be subject to backup withholding (currently at a rate of 28%) on a portion of your taxable distributions and redemption proceeds unless you provide your correct Social Security or taxpayer identification number and certify that (i) this number is correct, (ii) you are not subject to backup withholding, and (iii) you are a US person (including a US resident alien). You also may be subject to withholding if the Internal Revenue Service instructs the Funds to withhold a portion of your distributions or proceeds. You should be aware that the Funds may be fined by the Internal Revenue Service for each account for which a certified taxpayer identification number is not provided. In the event that such a fine is imposed with respect to a specific account in any year, the Funds may make a corresponding charge against the account.

## **Tax Status for Retirement Plans and Other Tax-Deferred Accounts**

When you invest in the Funds through a qualified employee benefit plan, retirement plan or some other tax-deferred account, dividend and capital gain distributions generally are not subject to current federal income taxes. In general, these plans or accounts are governed by complex tax rules. You should ask your tax adviser or plan administrator for more information about your tax situation, including possible state or local taxes.

## **Medicare Tax**

An additional 3.8% Medicare tax may be imposed on distributions you receive from the Funds and gains from selling, redeeming or exchanging your shares.

## ***FINANCIAL HIGHLIGHTS***

---

The financial highlights table is intended to help you understand the financial performance of the Funds' shares since their commencement. Certain information reflects financial results for a single Fund share. The total returns in the table represent the rate that an investor would have earned (or lost) on an investment in the Funds assuming reinvestment of all dividends and distributions. The financial data in the table below have been derived from audited financial statements of the Funds. This information has been audited by Cohen & Company, Ltd., an independent registered public accounting firm. This information should be read in conjunction with the Funds' latest audited annual financial statements and notes thereto, which are also incorporated by reference into the Statement of Additional Information, copies of which may be obtained at no charge by calling the Funds. Further information about the performance of

the Funds is contained in the Funds' Annual Reports, copies of which may also be obtained at no charge by calling the Funds at 1-800-773-3863.

## Aspiration Flagship Fund

<i>For a share outstanding during the fiscal period ended September 30,</i>	<b>2016</b>	<b>2015(g)</b>
<b>Net asset value, Beginning of Period</b>	<b>\$9.75</b>	<b>\$10.00</b>
Income (loss) from Investment Operations		
Net investment income	0.11	0.16
Net realized and unrealized gain (loss) on investments	0.18	(0.27)
<b>Total from investment operations</b>	<b>0.29</b>	<b>(0.11)</b>
Less Distributions to Shareholders:		
Net investment income	(0.11)	(0.14)
<b>Total Distributions</b>	<b><u>(0.11)</u></b>	<b><u>(0.14)</u></b>
<b>Net asset value, End of Period</b>	<b><u>\$9.92</u></b>	<b><u>\$9.75</u></b>
<b>Total return (e)</b>	<b><u>0.87%</u></b>	<b><u>(3.21)%(b)</u></b>
<b>Total return (f)</b>	2.87%	(1.21)%(b)
Net Assets, End of Period (in thousands)	<b>\$5,389</b>	<b>\$4,161</b>
Gross Expenses to Average Net Assets (c)	7.06%	19.23%(a)
Net Expenses to Average Net Assets (c)	0.50%	0.50%(a)
Net Investment Income to Average Net Assets (c)(d)	1.01%	0.95%(a)
Portfolio turnover rate	25.49%	67.24%(b)

(a) Annualized.

(b) Not Annualized.

(c) Does not include expenses of the investment companies in which the Fund invests.

(d) Recognition of net investment income by the Fund is affected by the timing of the declaration of dividends by the underlying investment companies in which the Fund invests.

(e) Performance with maximum assumed contribution reduction of 2%. Contribution reduction assumes a maximum 2% management fee.

(f) Performance without maximum assumed contribution reduction of 2%.

(g) For the period from October 14, 2014 (Date of Initial Public Investment) through September 30, 2015.

## Aspiration Redwood Fund

*For a share outstanding during the period from November 16, 2015  
(Date of Initial Public Investment) through September 30, 2016*

<b>Net asset value, Beginning of Period</b>	<b>\$10.00</b>
Income from Investment Operations	
Net investment income	0.10
Net realized and unrealized gain on investments	0.71
<b>Total from Investment Operations</b>	<b>0.81</b>
<b>Net asset value, End of Period</b>	<b>\$10.81</b>
<b>Total return (c)</b>	6.10%(b)
<b>Total Return (d)</b>	8.10%(b)
Net Assets, End of Period (in thousands)	<b>\$5,163</b>
Gross Expenses to Average Net Assets	9.49%(a)
Net Expenses to Average Net Assets	0.50%(a)
Net Investment Income to Average Net Assets	1.90%(a)
Portfolio turnover rate	120.74%(b)

*(a) Annualized.*

*(b) Not Annualized.*

*(c) Performance with maximum assumed contribution reduction of 2%. Contribution reduction assumes a maximum 2% management fee.*

*(d) Performance without maximum assumed contribution reduction of 2%.*

## ADDITIONAL INFORMATION

# The Aspiration Funds

<p><b>Investment Adviser</b> Aspiration Fund Adviser, LLC 4640 Admiralty Way Marina Del Rey, CA 90292</p>	<p><b>To Learn More</b></p> <p>Several additional sources of information are available to you. The Statement of Additional Information (SAI), incorporated into this prospectus by reference, contains detailed information on Fund policies and operations. Additional information about the Funds' investments will be available in the Funds' annual and semi-annual report to shareholders (when available). The annual and semi-annual reports contain management's discussion of market conditions and investment strategies that significantly affected the Funds' investment return during its last fiscal year.</p> <p>Call the Funds at (800) 683-8529 between the hours of 8:30 a.m. and 5:30 p.m. Eastern time on days the Fund is open for business to request free copies of the SAI and the Funds' annual and semi-annual reports (when available), to request other information about the Fund and to make shareholder inquiries.</p> <p>You may review and copy information about the Fund (including the SAI and other reports) at the Securities and Exchange Commission ("SEC") Public Reference Room in Washington, D.C. Call the SEC at 202-551-8090 for room hours and operation. You may also obtain reports and other information about the Funds on the EDGAR Database on the SEC's Internet site at <a href="http://www.sec.gov">http://www.sec.gov</a>, and copies of this information may be obtained, after paying a duplicating fee, by electronic request at the following e-mail address: <a href="mailto:publicinfo@sec.gov">publicinfo@sec.gov</a>, or by writing the SEC's Public Reference Section, 100 F Street, N.E., Washington, D.C. 20549-1520.</p>
<p><b>Sub-Advisers</b> <u>Aspiration Flagship Fund</u> Emerald Separate Account Management, LLC 3175 Oregon Pike Leola, PA 17601 <u>Aspiration Redwood Fund</u> UBS Asset Management (Americas) Inc. One North Wacker Drive Chicago, IL 60606</p>	
<p><b>Custodian</b> UMB Bank, N.A. 928 Grand Blvd., 5<sup>th</sup> Floor Kansas City, MO 64106</p>	
<p><b>Independent Registered Public Accounting Firm</b> Cohen &amp; Company, Ltd. 1350 Euclid Avenue, Suite 800 Cleveland, OH 44115</p>	
<p><b>Fund Counsel</b> Dechert LLP One Bush Street, Suite 1600 San Francisco, CA 94104 <b>Counsel for Independent Trustees</b> Norton Rose Fulbright US LLP 1301 Avenue of the Americas New York, NY 10019</p>	
<p><b>Distributor</b> Capital Investment Group, Inc. 100 E. Six Forks Road Suite 200 Raleigh, NC 27609</p>	
<p><b>For Additional Information, call</b> (800) 683-8529</p>	